CANINE

Vcheck Progesterone

For Determining Optimal Breeding Results

Progesterone is a hormone produced by the ovaries and placenta that helps prepare and maintain the uterus for pregnancy. Vcheck canine Progesterone is an in vitro diagnostic test kit for the quantitative measurement of progesterone concentration in canine serum. Progesterone levels begin to rise around the time of LH (Luteinizing Hormone) surge. Thus, the production starts prior to ovulation at the end of proestrus and reaches increased levels at the time of ovulation. Vcheck's canine progesterone test allows for the identification of optimal breeding dates and reproductive disorders, allowing veterinarians to quickly prescribe decisive treatment plans.

Clinical Applications

- To determine optimal breeding dates
- To predict parturition dates or time a Cesarean section
- To detect reproductive disorders such as split heats, delayed puberty, silent estrus or hypoluteidism

Specifications

Species	Canine
Sample Type	Serum 50 µl
Measurement	Quantitative
Range	1~30 ng/ml
Testing Time	15 minutes
Storage Condition	2 - 8º C

Simple Testing Procedure

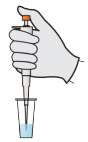

1. Dilute the sample

2. Add diluted sample into a test device

3. Check the test result

A Closer Look: Progesterone

Vcheck cProgesterone has great correlation with reference method (chemiluminescent assay). The chemiluminescent assay is used in reference laboratories.

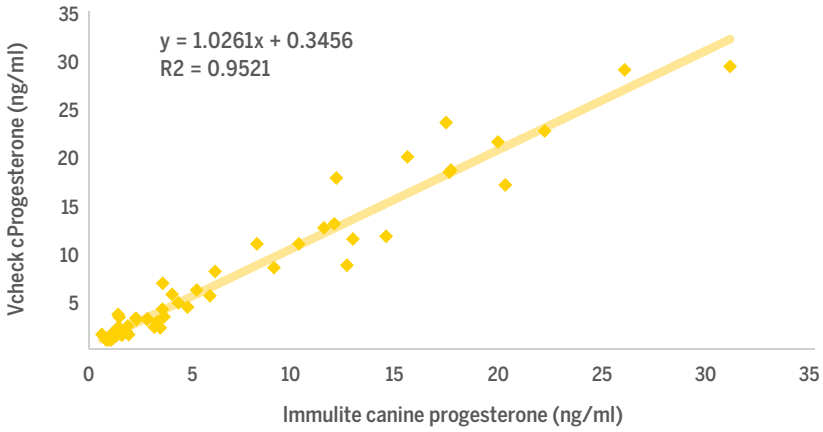

Specific Clinical Application

Serial progesterone measurements should start 3 to 4 days after a bloody vulvar discharge is first noted. Progesterone testing should continue every other day until determination of ovulation and onset of the fertile period.

Natural breeding – ideally breed every other day while the female is showing signs of standing heat. If only 2 breedings will be performed, attempt to breed 4 and 6 days after the progesterone predicted LH surge. Fresh or chilled semen –ideally inseminate 3 and 5 days after the progesterone predicted LH surge. Above are for reference and may vary with individual dogs.

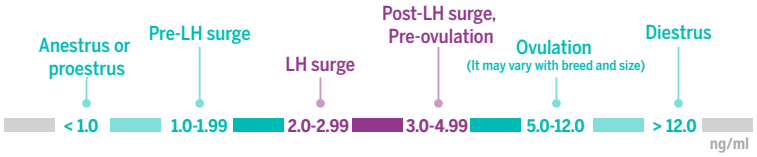

Peak fertility typically occurs 4-7 days after the LH surge (or 2-5 days after ovulation).

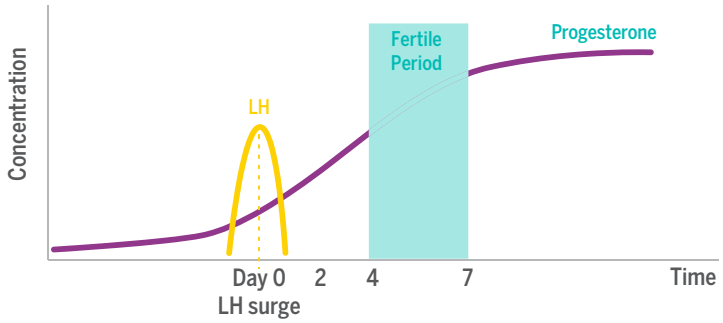

Your Best Treatment Plan is in the Numbers

Analysis of the canine Progesterone on Bionote's Vcheck V200 or V2400 analyzers for veterinary chemiluminescent immunoassay can help with point-of-care testing to predict optimal breeding and provide quick quantitative measurement of the progesterone hormone in canine serum – in the form of a precise numerical result, avoiding ambiguous estimates or ranges.

Product Name	Product Number	Product Type	Packing Unit
Vcheck cProgesterone	VCF122DD	Device	10 Tests/Kit

Vcheck from BIONOTE

For More Information:
bionote.com
customerservice@bionote.com
800-727-5169

More From Bionote
In-clinic Tests
Bionote offers a wide variety of in-clinic, quantitative tests for veterinary practices.